

OVERVIEW

Rayoptic 4-Port Multiport Service Terminal is designed for fast FTTH drop cable deployment in outdoor access networks. It supports factory-terminated hardened SC/APC *OptiTap® compatible drop cable connections, helping reduce field splicing, installation time, and labor cost.

The terminal is suitable for pole-mounted, wall-mounted, aerial, handhole, and underground access applications. With a rugged sealed enclosure and plug-and-play hardened connector interface, it provides a reliable connection point between the feeder/distribution cable and subscriber drop cables.

Each terminal can be supplied with toneable or dielectric flat drop cable options to meet different field installation requirements. Optional cable lengths and packaging methods are available to support flexible project deployment.

*OptiTap® is a registered trademark of Corning Incorporated.

FEATURES

Plug-and-Play

- Factory-terminated with hardened SC/APC adapters
- Eliminate field splicing
- Reduces installation time and labor cost

Various Cable and Fiber Options

- Toneable Flat Drop Cable, 4.5 × 9.8 mm
- Dielectric Flat Drop Cable, 4.5 × 8.1 mm
- Available with G657A1 / G657A2 bend-insensitive fiber
- Optional cable lengths from 20 ft to 2000 ft

Rugged Outdoor Design

- UV-resistant and weather-resistant enclosure
- IP68-rated ingress protection for outdoor applications
- Suitable for aerial, wall-mounted, pole-mounted, handhole, and underground environments

Flexible Packaging Options

- Default packaging: coiled spool for 20 - 250 ft lengths
- Eco-friendly cardboard reels are available, typically for lengths of 300 ft and above

APPLICATION

- FTTH broadband access networks
- Rural fiber deployment
- Subscriber drop cable connection

STANDARDS

- GR-3120-Core and GR-326-Core
- GR-771-Core

TECHNICAL SPECIFICATION

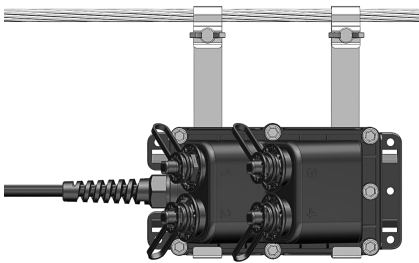
Parameter	Specification
Dimensions (HxWxD) (mm)	215*115*90
Terminals Material	Black UV Resistant Polycarbonate (PC)
Connector Support	Hardened SC/APC
Insertion Loss(dB)	Typical <0.3 Max.<0.5
Return Loss (dB)	>60
Ingress Protection	IP68




ENVIRONMENTAL PERFORMANCE

Thermal Age Test	Temperature: 85°C Humidity: 85% RH Duration: 168 hours (7 days)
Thermal Cycle Test	-40°C to +75°C, 7 days, 21 cycles, 168 hours Dwell time – 1hour
Water Resistance	90 days, 1.5m water head @23°C No Water Intrusion
Freeze-Thaw Test	After 10 cycles at -5°C under wet conditions, the products showed no water intrusion and maintained stable optical performance with insertion loss variation within 0.05 dB.


INSTALLATION OPTIONS



Aerial Mounting



Pole Mounting




Wall Mounting

ORDERING GUIDE

MST-AA-B-CCCC-D-E

<p>A</p>	<p>Ports No.:</p> <p>02= 2ports</p> <p>04= 4ports</p> <p>06= 6ports</p> <p>08= 8ports</p> <p>12= 12ports</p>	<p>B</p>	<p>Cable types:</p> <p>T= Toneable flat drop cable</p> <p>D= Dielectric flat drop cable</p>
<p>C</p>	<p>Cable Length:</p> <p>0050= 50 feet</p> <p>0100= 100 feet</p> <p>0150= 150 feet</p> <p>.....</p> <p>2000= 2000 feet</p>	<p>D</p>	<p>Installation accessories:</p> <p>A= Aerial Mounting</p> <p>W= Wall Mounting</p> <p>P= Pole Mounting</p> <p>U= Universal, including aerial, wall and pole mounting</p>
<p>E</p>	<p>Mounting Style:</p> <p>T= Terminal is on the top of spool, the stub deploys first</p> <p>B= Terminal is on the bottom of spool, terminal deploys first</p> <p>For cable lengths up to 300 ft, supply is automatically coiled (Option T).</p> <p>For cable lengths 300 ft and above, supply is automatically on a cardboard reel.</p> <p>Please specify Option T or Option B when ordering.</p>		

EXAMPLE

Part Number	Product Description	Image
MST-04-T-0250-A-B	Multiport Service Terminal, 6 Ports, Toneable/Locatable Flat Cable 6Fiber G657A1 HDPE Including Aerial Mounting Hardware 250FT,terminal deploys first	
MST-04-D-0500-P-T	Multiport Service Terminal, 6 Ports, Dielectric Flat Cable 6Fiber G657A1 HDPE Including Pole Mounting Hardware 500FT Cardboard Reel, the Stub deploys first	